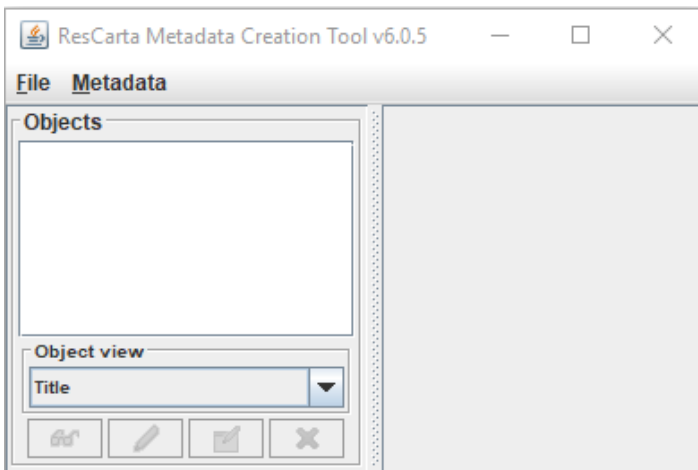


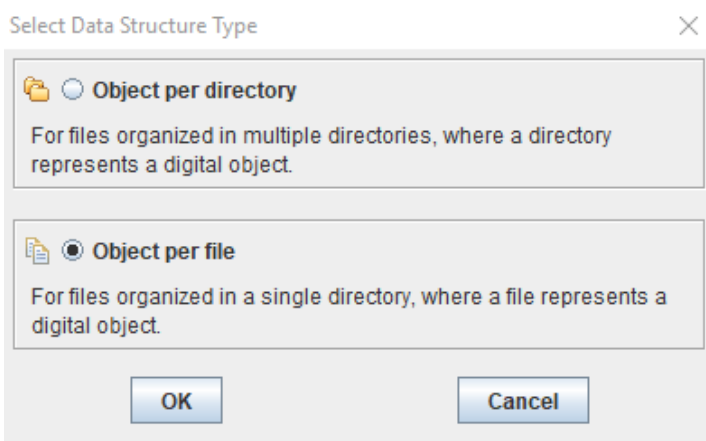
ResCarta Metadata Creation Tool: Getting Started.

Organize the documents and photos you want to add metadata to into folders appropriate for the content.

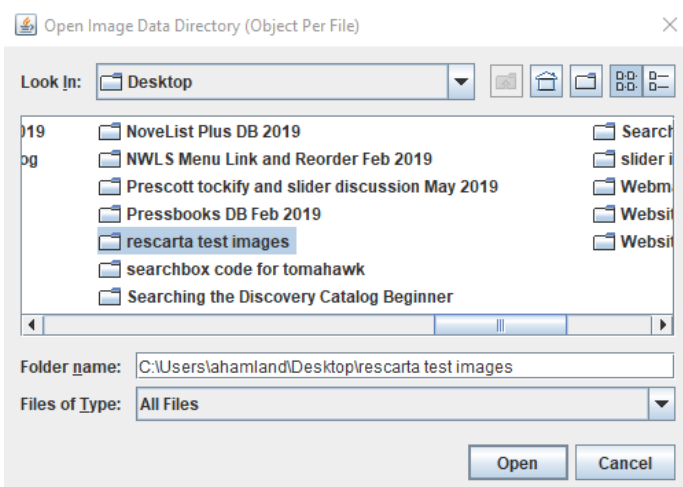
Go to your computer start menu, open the “ResCarta Metadata Creation Tool.”



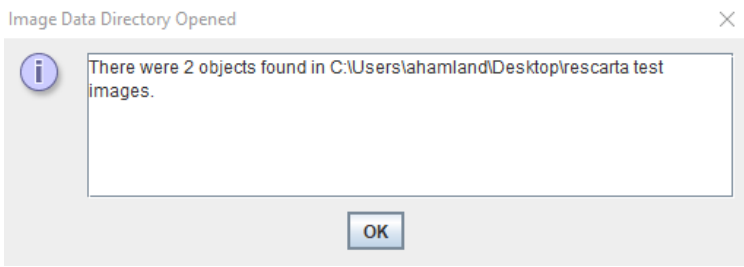
Select the “File” menu, then click “Open Data Directory.”



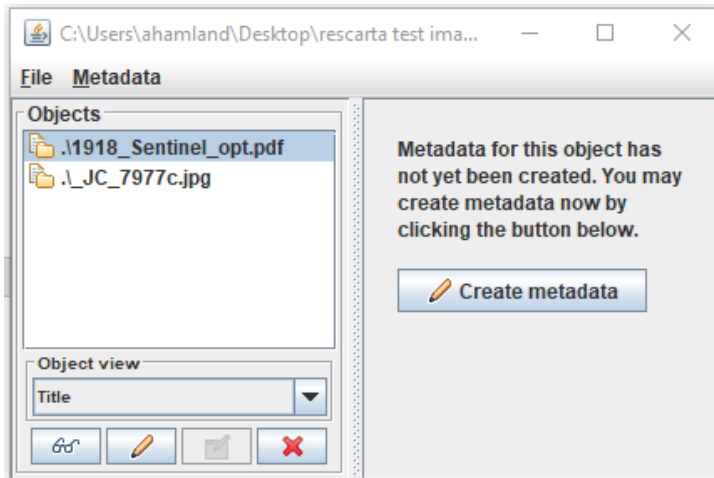
Choose “Object per file” and click “OK.”



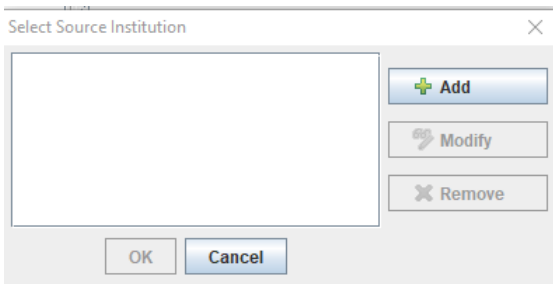
Find the folder with the items you want to add metadata to. Click on the folder then click “Open.”



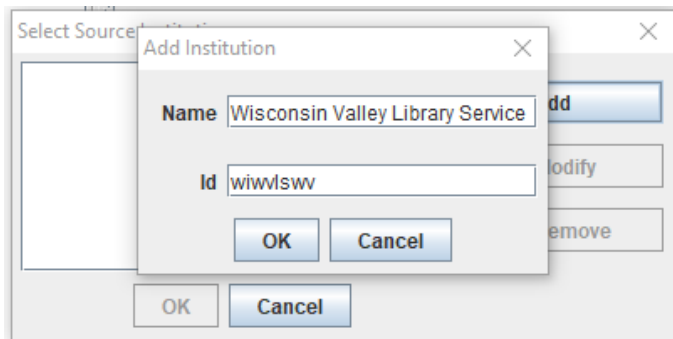
The ResCarta Metadata Creation Tool will tell you if appropriate documents were found or no appropriate documents were found. Click "OK."



Your documents will appear in the "Objects" panel on the left. Click on one item then click "Create metadata."

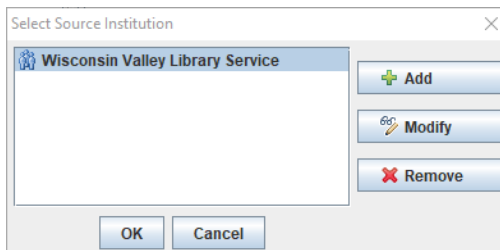


You will be prompted to "Select Source Institution." Click "Add."

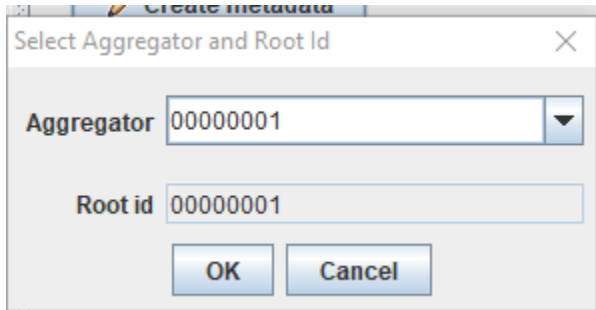


Type in your organization's full name and Id. Your "Id" is eight characters and is unique to your library.

The formula is as follows: wi (Wisconsin) your system (ifls, nwls, wvls) and your two-letter library code (wv Wisconsin Valley Library Service). Wiwvlsww

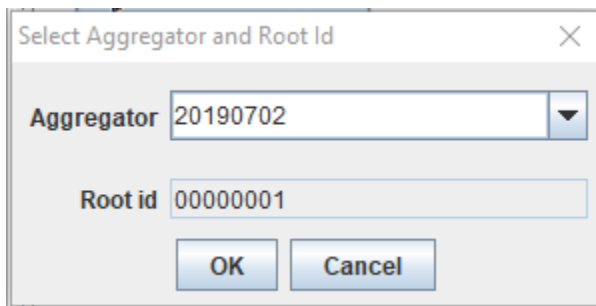


Click "OK."



Manually enter the date you are adding metadata to your file as the "Aggregator." Click "OK."

The formula is as follows: YYYYMODY



Continue following metadata instructions using the "Managing Your ResCarta Collections: Using the ResCarta Toolkit version 6.0.2."

Resources

Copyright Rights Statements: <https://rightsstatements.org>

The ResCarta Foundation: <https://www.rescarta.org/>


File Metadata

Objects

- wiwwlswv/20190702/000000
- 1_JC_7977c.jpg

Serial Monograph

- 67
- 68
- 69
- 70
- 71
- 72
- 73
- 74
- 75
- 76
- 77
- 78
- 79
- 80
- 81



Title
The Sentinel

Volume
1918

Abstract
The Sentinel, published by the junior class of St. Croix Falls High School 1918. yearbook.

Alternative titles

Names (Author, Owner, etc.)

- St. Croix Falls High School Copyright claimant, Copyright holder
- Class of 1919 Author

Type of resource
mixed material

Genre
yearbook

Publisher name
St. Croix Falls High School

Place of publication
St. Croix Falls, Wisconsin

Publication date (actual)
ISO 8601 format: YYYY-MM-DD or YYYY-MM-DD/YYYY-MM-DD

Object view

Title

⏪ ⏩ ⏴ ⏵

⏪ ⏩ ⏴ ⏵

Publication date (questionable, as printed)
1918 ISO 8601 format: YYYY-MM-DD
or YYYY-MM-DD/YYYY-MM-DD

Capture date
 ISO 8601 format: YYYY-MM-DD
or YYYY-MM-DD/YYYY-MM-DD

Size (inches)
width height

Languages
 English

Notes

Subjects
 Topic: Students Authority: wrls
 Topic: Sports Authority: wrls
 Topic: Social organizations Authority: wrls
 Topic: Advertising Authority: wrls
 Topic: Theaters Authority: wrls

Access restrictions

Use and reproduction restrictions
NO COPYRIGHT - NON-COMMERCIAL USE ONLY This Work has been digitized in a public-private partnership. As part of this partnership, the partners have agreed to limit

Alternate Identifiers

